

4/6 SFB E adjustable fixing brackets set

The present technical sheet is supplied with the 4/6 SFB E adjustable fixing brackets set, to permit the customer to have the correct instructions about the fixing of these brackets on the EOS series light curtains.

ASSEMBLING THE BRACKETS WITH THE BARRIER

- Lodge the insert provided with the barrier in the guide on the back of the profile.
 - Mount the adjustable brackets on the profile following the scheme of Figure 1.
 - Fix the bracket to the barrier tightening the nut.
- *THE COMPONENTS INSIDE THE DASHED BOX ARE CONTAINED IN THE FITTING BOX OF THE SFB E BRACKETS.*
 - *THE COMPONENTS OUTSIDE THE DASHED BOX ARE CONTAINED IN THE FITTING BOX OF THE BARRIER.*

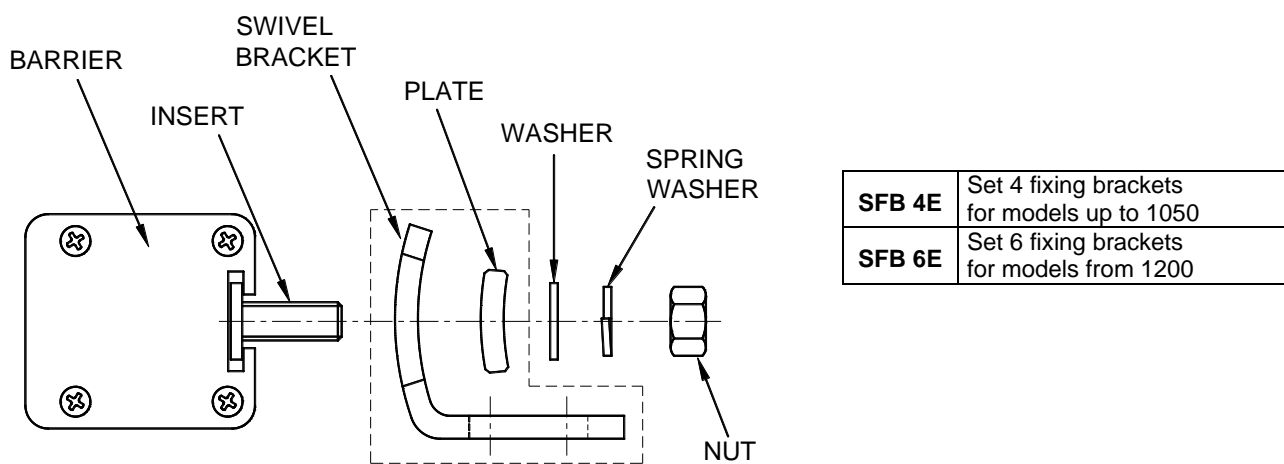


Figure 1

ADJUSTMENT

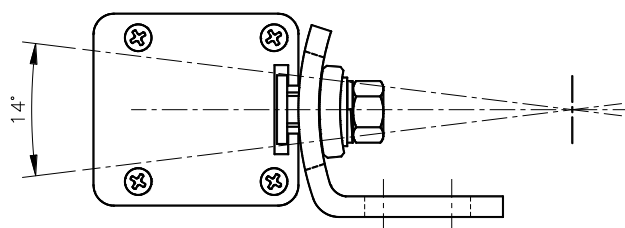


Figure 2

Centre mounting of the adjustable bracket.

Fine 14 degrees adjustment is available.

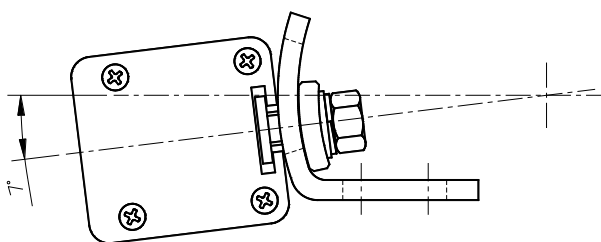


Figure 3

Adjustable bracket fixing with 7° left orientation.

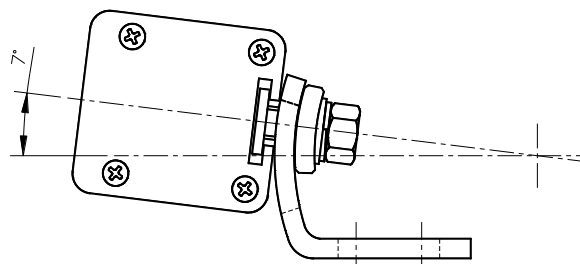


Figure 4

Adjustable bracket fixing with 7° right orientation.